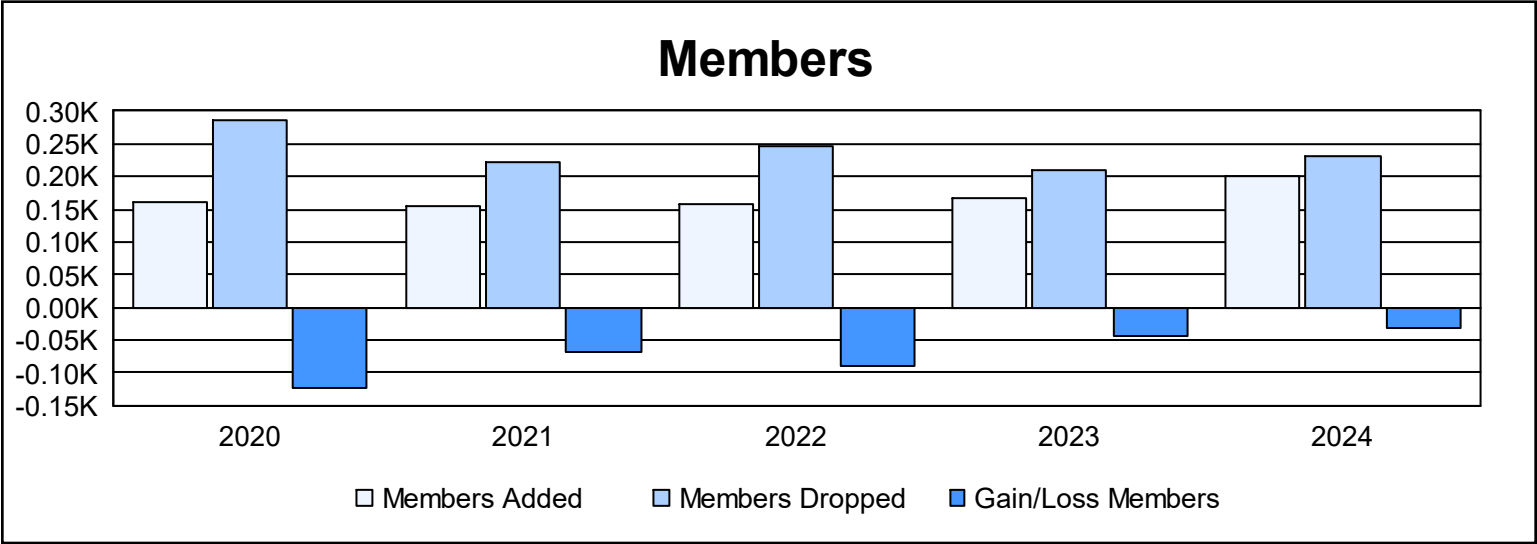
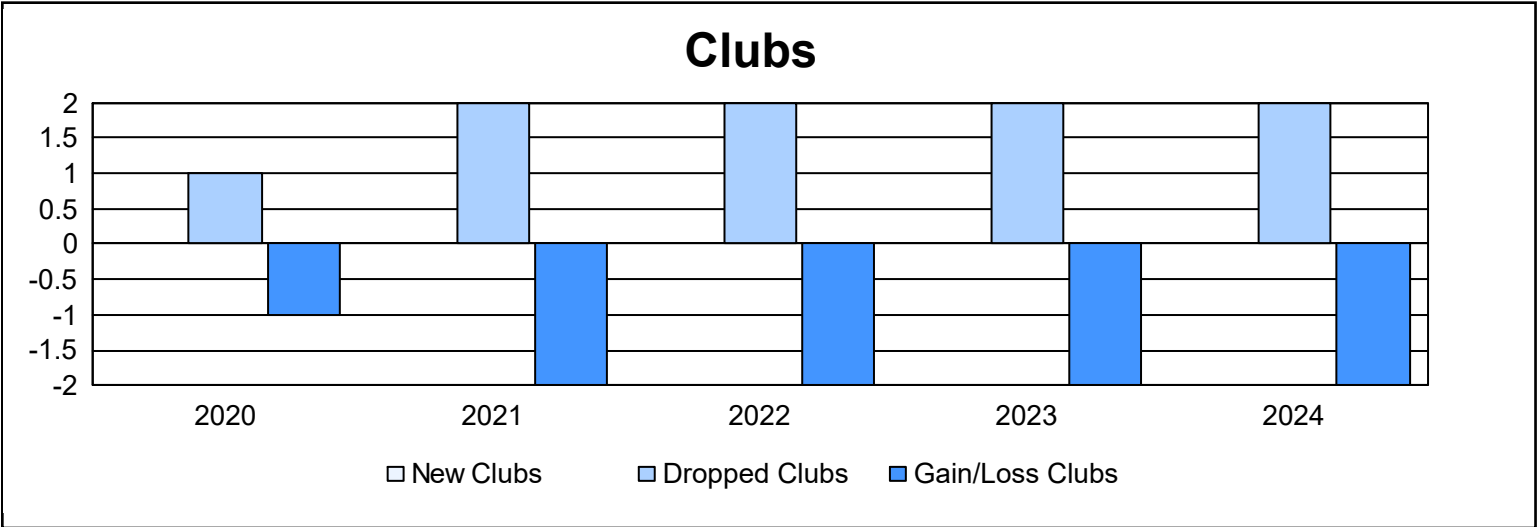
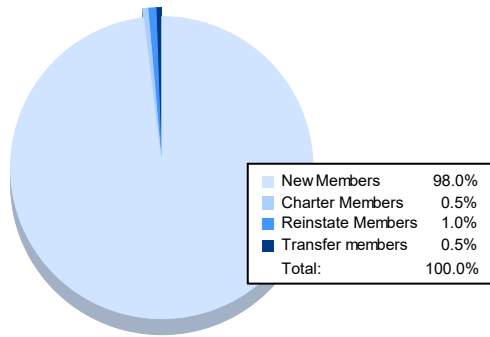


Year	New Clubs	Dropped Clubs	Gain/ Loss Clubs	New Members	Charter Members	Reinstate Members	Transfer Members	Total Member Added	Total Members Dropped	Gain/ Loss Members
2019-2020	0	1	-1	154	0	4	3	161	285	-124
2020-2021	0	2	-2	155	0	0	0	155	223	-68
2021-2022	0	2	-2	154	0	2	2	158	247	-89
2022-2023	0	2	-2	155	1	4	6	166	211	-45
2023-2024	0	2	-2	196	1	2	1	200	232	-32
Average	0	2	-2	163	0	2	2	168	240	-72



### Membership Composition June 2024 Cumulative



### Gender Composition June 2024 Cumulative

